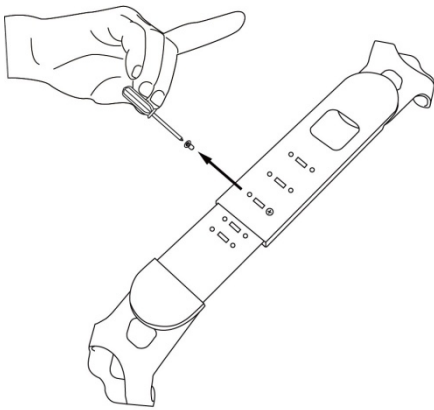


LINDY®

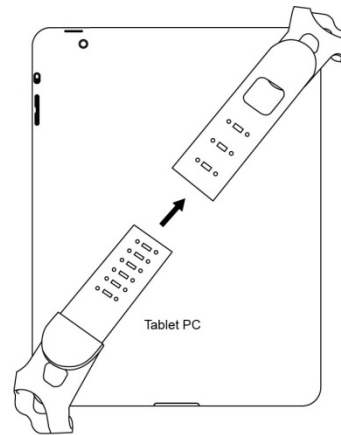
CONNECTION PERFECTION

Universal Tablet Lock Installation Guide

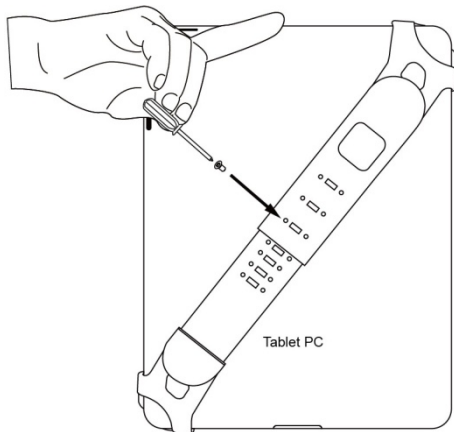
LINDY No. 20943



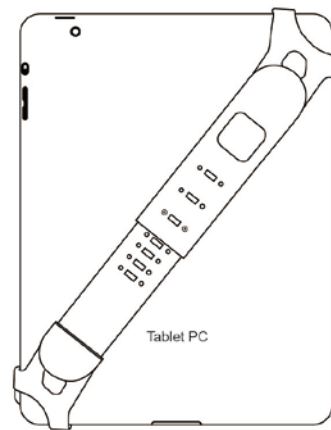
1. If supplied screwed together, use the supplied screwdriver to release the screws and separate the two parts of the frame.



2. Place the frame onto diagonally opposite corners of your Tablet.



3. Locate the screw holes together for the tightest fit and use the screwdriver to tighten.



4. You have now installed the secure frame.

Note – Use a Kensington Style slot lock to completely secure your Tablet PC and attach it to secure mount.